



HEAVY DUTY CONDENSER TYPE 5-Blade Propellers

TECHNICAL TIP:

Propeller rotation is determined by viewing the air discharge side, or use the "sandbox" method described on Page 4.



12" - 20"



20" - 24"



26"

Part Number	Rot.	Dia. (")	Pitch	RPM	Static Pressure										Pack
					.0" WC		.1" WC		.2" WC		.3" WC		.4" WC		
					CFM	HP	CFM	HP	CFM	HP	CFM	HP	CFM	HP	
60-7201-01 60-7202-01	CW	10"	27°	1075	462	.009	329	.014							2
				1140	485	.012	365	.016	225	.022					
	CCW	10"	27°	1550	660	.029	580	.036	490	.042	370	.052			
				1725	734	.038	650	.047	582	.053	490	.063	380	.071	
60-7204-01	CCW	12"	19°	1075	802	.015	544	.026	350	.030	276	.035	224	.039	2
				1140	850	.018	645	.030	395	.035	315	.040	260	.044	
				1550	1115	.045	1030	.060	825	.077	610	.086	350	.091	
				1725	1240	.062	1165	.080	1040	.098	775	.110	625	.119	
60-7205-01 60-7206-01	CW	12"	23°	1075	844	.018	633	.030	425	.035	350	.039	299	.043	2
				1140	895	.022	720	.034	480	.040	390	.045	340	.049	
	CCW	12"	23°	1550	1220	.055	1125	.068	940	.087	730	.098	625	.109	
				1725	1354	.076	1273	.095	1145	.113	922	.125	765	.134	
60-7207-01 60-7208-01	CW	12"	27°	1075	915	.023	720	.031	509	.038	405	.042	335	.046	2
				1140	970	.027	795	.036	575	.044	460	.049	385	.053	
	CCW	12"	27°	1550	1320	.068	1215	.078	1050	.092	875	.104	770	.112	
				1725	1470	.094	1375	.108	1250	.120	1080	.135	990	.148	
60-7211-01 60-7212-01	CW	14"	23°	1075	1122	.038	939	.047	743	.057	582	.066	459	.075	2
				1140	1190	.045	1020	.055	830	.065	670	.075	540	.085	
	CCW	14"	23°	1550	1620	.113	1495	.127	1365	.142	1225	.154	1050	.168	
				1725	1800	.156	1695	.170	1580	.186	1450	.200	1260	.215	
60-7213-01 60-7214-01	CW	14"	27°	1075	1254	.046	1034	.054	787	.066	642	.073	546	.078	2
				1140	1330	.055	1130	.063	880	.076	725	.085	620	.091	
	CCW	14"	27°	1550	1810	.138	1680	.145	1516	.160	1310	.178	1070	.195	
				1725	2015	.191	1900	.200	1760	.212	1580	.230	1320	.256	
60-5601-01 60-5602-01	CW	16"	27°	825	1556	.058	1381	.069	785	.084	462	.096			2
				1075	2058	.120	1928	.130	1723	.148	1197	.165	887	.179	
	CCW	16"	27°	1140	2178	.138	2058	.146	1882	.163	1486	.191	1075	.205	
				1550	2883	.323	2805	.336	2714	.353	2598	.374	2438	.400	
60-5603-01 60-5604-01	CW	16"	33°	825	1963	.085	1757	.094	948	.109	577	.127			2
				1075	2532	.179	2394	.182	2193	.199	1554	.226	1054	.236	
	CCW	16"	33°	1140	2673	.216	2537	.216	2374	.231	2119	.257	1187	.272	
				1550	3552	.479	3467	.484	3371	.497	3262	.517	3133	.544	
60-5605-01 60-5606-01	CW	18"	27°	825	2153	.074	1917	.092	1199	.111	777	.130	481	.155	2
				1075	2789	.151	2644	.172	2446	.199	2003	.231	1357	.246	
	CCW	18"	27°	1140	2951	.182	2798	.197	2618	.222	2351	.257	1626	.280	
				1625	4086	.457	3986	.476	3881	.504	3766	.538	3636	.578	
60-5607-01 60-5608-01	CW	18"	33°	825	2598	.119	2357	.130	1685	.156	936	.173	564	.206	2
				1075	3327	.249	3152	.258	2932	.284	2534	.321	1546	.329	
	CCW	18"	33°	1140	3517	.292	3379	.301	3195	.319	2881	.350	1979	.380	
				1625	4848	.747	4764	.764	4670	.786	4562	.814	4433	.849	
60-5609-01 60-5610-01	CW	20"	27°	825	2748	.125	2468	.140	1969	.161	1629	.189	1535	.144	2
				1075	3583	.277	3372	.295	3152	.315	2647	.356	2254	.356	
	CCW	20"	27°	1140	3800	.330	3600	.350	3400	.370	3100	.400	2485	.430	
				1625	5416	.956	5270	.986	5136	1.013	5001	1.040	4856	1.074	
60-5611-01 60-5612-01	CW	20"	33°	825	3358	.168	3020	.189	2606	.208	2106	.222	1482	.281	2
				1075	4385	.369	4166	.384	3919	.408	3624	.438	3207	.458	
	CCW	20"	33°	1140	4650	.440	4450	.455	4210	.480	3960	.510	3625	.540	
				1625	6628	1.275	6488	1.292	6341	1.317	6186	1.349	6022	1.386	

NOTE: Interchangeable hubs on for all propellers listed on Page 14 must be ordered separately.

Specifications are subject to change without notice or obligation.

UNIVERSAL REPLACEMENT PROPELLERS



HEAVY DUTY CONDENSER TYPE 5-Blade Propellers, Continued

Part Number	Rot.	Dia. (")	Pitch	RPM	Static Pressure										Pack
					.0" WC		.1" WC		.2" WC		.3" WC		.4" WC		
					CFM	HP	CFM	HP	CFM	HP	CFM	HP	CFM	HP	
60-5613-01 60-5614-01	CW	22"	27°	825	3908	.180	3610	.196	3120	.214	2707	.212	2465	.258	2
				1075	5092	.398	4896	.415	4622	.439	4235	.467	3835	.748	
	CCW	22"	27°	1140	5400	.475	5230	.490	4960	.520	4650	.545	4240	.568	
60-5615-01 60-5616-01	CW	22"	33°	825	4704	.294	4281	.312	3608	.330	2934	.348	2505	.366	2
				1075	6129	.650	5831	.673	5449	.697	4934	.721	4349	.744	
	CCW	22"	33°	1140	6500	.775	6250	.800	5850	.825	5450	.850	4880	.875	
60-5617-01 60-5618-01	CW	24"	27°	825	5056	.284	4631	.314	4109	.337	2446	.354	1722	.401	2
				1075	6577	.627	6240	.664	5908	.702	5525	.737	4966	.760	
	CCW	24"	27°	1140	6942	.749	6626	.794	6332	.832	6015	.864	5624	.889	
60-5619-01 60-5620-01	CW	24"	33°	825	5791	.387	5409	.420	4789	.443	2875	.451	1919	.501	2
				1075	7555	.838	7258	.875	6922	.914	6509	.952	5892	.980	
	CCW	24"	33°	1140	7956	.984	7708	1.035	7418	1.084	7070	1.126	6604	1.157	
60-7613-01 60-7614-01	CW	26"	27°	825	6404	.457	5973	.484	5389	.520	4793	.540	3588	.584	1
				1075	8347	1.011	8011	1.049	7660	1.088	7278	1.126	6841	1.161	
	CCW	26"	27°	1140	8850	1.205	8540	1.240	8220	1.280	7875	1.328	7150	1.383	
60-7615-01 60-7616-01	CW	26"	33°	825	7471	.649	6887	.698	6215	.733	5370	.758	3528	.822	1
				1075	9741	1.436	9294	1.493	8840	1.547	8292	1.619	7743	1.644	
	CCW	26"	33°	1140	10330	1.712	9920	1.772	9470	1.832	9020	1.896	8175	2.050	

UNIVERSAL REPLACEMENT PROPELLERS

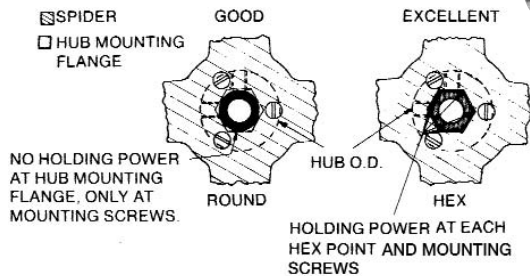


PROPELLER ACCESSORIES (Use on all 3-Blade, 4-Blade and 5-Blade Propellers)

Interchangeable Hubs

FEATURES

- All steel with extra metal in the two mounting surfaces (hex and round) for more secure fit in multiple applications.
- Hex on one side, round on the other (may use either side) – one inventory for all propellers.
- Zinc plated, coated with gold chromate for double protection.
- Setscrews are heat treated, black oxide.
- Mounting screws: zinc plated, heat treated, pan slotted – with locking serrations under the head – with nylock patch for added locking strength (double locking device designed to grip into the threads without backing out).
- 5/8" and 3/4" have keyway with extended body length for increased strength.
- Can be ordered in boxes of 12 or individually.



Allen Head Setscrews

Part Number	Description	Recommended Seating Torque	Pkg.
050550-01	1/4-28 x 1/2"	70 In-lbs.	12
050550-02	5/16-24 x 5/8"	130 In-lbs.	12

TECHNICAL TIP:

Lau HEX design takes the torque off the screws and puts it on the hub and spider ... where it belongs!

HEX/Round Hubs

(includes set and mounting screws)

Part Number	Bore	Setscrews
60-7658-01	1/4"	1
60-7658-02	5/16"	1
60-7658-03	3/8"	1
60-7658-04	1/2"	2
60-7658-05	5/8"*	2
60-7658-06	3/4"*	2

*with keyway

Specifications are subject to change without notice or obligation.